


PRODUCT DATASHEETS



Highlights

ERGONOMICS

The ergonomics e 7-inch touch screen, which can be positioned in portrait or landscape mode, allows you to perform common actions in just 2 or 3 clicks.

IDENTIFICATION AND AUTHENTICATION

User identification is performed by custom PIN, centralized on MICRO-SESAME.

This code can be overridden or reinforced by reading an RFID credential with an optional reader added.

ANSSI HIGH SECURE

Additional Secure EVOLUTION reader can operate in "transparent" mode to read secure credentials
The reading key is downloaded from MICRO-SESAME (v2018 or CUBE) and protected in an ANSSI certified HSM EAL5+ "vault", which is present in the keyboard.
The TILLYS CUBE or NG controller unit on which the screen is connected is secure (128-bit AES) and certified ANSSI.

Main features

- Viewing Alarms and defects in Real Time
- Stop sirens, eject points, override or delay automatic monitoring
- Simplified on/off (default), or among groups of points allowed on the plant for the identified user
- View events history
- Tamper
- Integrated installation and maintenance support tool, with points and sirens test
- Up to 24 TACTILLYS CUBE per TILLYS (depending of TILLYS version), on bus up to 600 m
- Adjustable screen brightness
- Firmware versions listed on TILMAN CUBE
- Micro USB Firmware Upgrade

TACTILLYS CUBE

Intrusion Operating



Take control, at the touch of a fingertip

The TACTILLYS CUBE remote screen is connected to the secondary buses (RS485) of a TILLYS CUBE, NG or V2 controller unit.

Its touch screen allow the control and intuitive parameterization of the TILLYS intrusion function.

The TACTILLYS CUBE screen can incorporate an optional EVOLUTION badge reader, which can be put on the bottom, to allow identification of the user by badge (13,56 MHz).

» Default : UID, with a TILLYS CUBE, NG or V2

» Secured with MICROSESAME v2018 or CUBE + TILLYS NG or CUBE

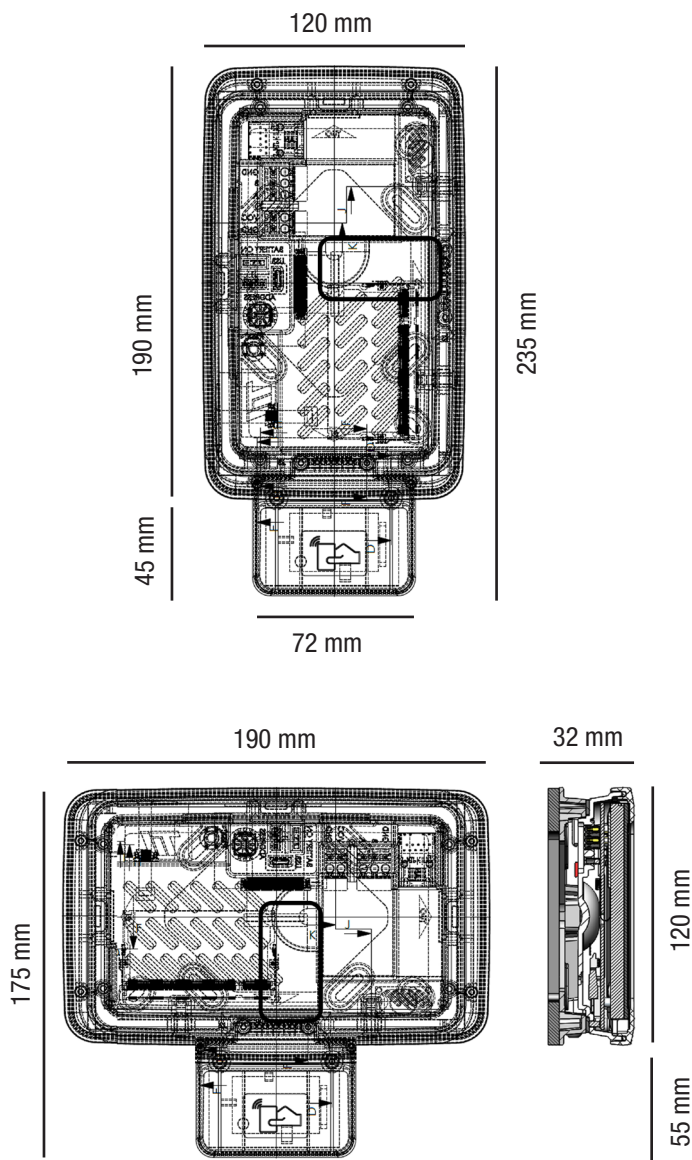


INTEGRATED BMS, INTRUSION & ACCESS CONTROL SYSTEM

TILLYS CUBE OR NG	TILLYS V2	TACTILLYS CUBE	EVOLUTION READERS	INTRUSION SENSORS
				

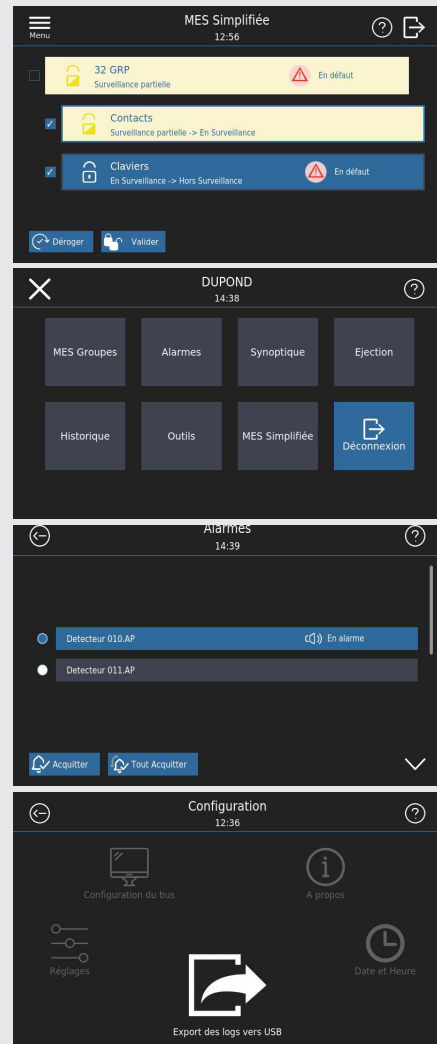
TACTILLYS CUBE

Dimensions



Technical Details

- **Power supply** : 12 to 28 VDC
- **Consumption** : 100mA with inactive Screen, 150mA with reader module and inactive screen, 250mA with active screen, 300mA with reader module and active screen
- **Screen dimensions** : 190 x 120 x 32 mm (without reader module)
- **Vertical screen + reader** : 235 x 120 x 32 mm
- **Horizontal screen + reader** : 175 x 190 x 32 mm
- **Display** : 7-inch capacitive, 800 x 480-pixel color display
- **Connections** : RS485 terminal outputs + 1 micro-USB
- **Bus compliance** : RS485 bus from TILLYS v2, NG or CUBE
- **Maximum distance from TILLYS** : up to 600m
- **Mounting** : Wall mount with 4 screws or housing
- **Protection** : accelerometer rip-off
- **Sound signal** : integrated speaker
- **Operating temperature** : -10°C to +55°C (indoor)
- **Weight** : 0,475kg



References

- **CDA00TY2025-BB5** : TACTILLYS CUBE remote touch screen for Intrusion operation -7 inches - color - Horizontal or Vertical mounting- Identification by code only (optional reader module, see below)- Terminal output - RS485 secondary bus TILLYS CUBE, NG (V3)or V2.
- **LEC05XF0200-NB6** : EVOLUTION reader module for integration under the TACTILLYS CUBE screen - MIFARE / DESFIRE EV1 : UID reading (Bus V2, NG, CUBE) or secured reading (Bus and MICRO-SESAME NG/ CUBE only).

Sales contact : sales@til-technologies.com
www.til-technologies.com